


# second **style**

Issue #10



best of Second Life clothing,  
skins, accessories, and more

Interview:  
Lu Sisters

**ROCK**  
& Roll

Style Girl:  
Mariya Nesiote

**Beach**  
PARTY

**PLUS**

Men's Corner  
Fashion Horoscope  
Fave Four  
Runway Review  
Mini - Guides  
Designer Tip  
Style Guru

Time to take that Plunge?

DIVINE

Models : Delaney Renoir and Designer Nicky Ree  
Photo : Vint Falken



Designing *Nicky Ree*  
Stylish Fashion for all occasions  
Deco (88, 121, 28)





Model: Euterpe

# Zagoskin *haute couture*

Linji (128, 97, 43)





# contents




Visit us at...  
Tropical island and surf spot: Quan Li (195,130,22)

## Features

- 34 - Rock Star
- 50 - Interview: The Lus of Paper Couture
- 76 - Beach Party

## Columns

- 14 - Style Guru: Ask Isabella
- 19 - Mini-Guide: Surfing SL
- 20 - Fashion Horoscope
- 24 - Fave Four: Jewelry with Julliette Westerburg
- 28 - Desinger Tip: Tiny Prims with Lucas
- 44 - Men's Corner: Beach Wear
- 58 - Fresh Faces
- 62 - Style Girl: Mariya Nesiote
- 68 - DJ Style
- 72 - Runway Review
- 88 - Mini-Guide: Rock Instruments



## surf second life. change real life.

Namiko Surf Co. supplies surf clothing and swimwear inspired by the traditional textiles of surf destinations worldwide.

A portion of all sales in Second Life is directed to Surfrider Foundation in real life, supporting the protection and enjoyment of oceans, waves and beaches worldwide.

Surfing in Second Life? Hell yeah.  
Come learn at tropical island and surf spot: Quan Li (195,130,22)

[namikosurf.com](http://namikosurf.com)





Fancy schmancy's



Haute collar & leash sets

PINE GOAST 1317 35 23



Summer 2007



INSOLENCE  
Lingerie Skins Shoes

Venom - 94 133 28

# second Style

The best of Second Life clothing,  
hair, skins, accessories, and more

Issue #10

**Publisher, Editor-in-Chief**  
Celebrity Trollop

**Director of Operations, Advertising Sales  
and Senior Layout Designer**  
HeatherDawn Cohen

**Managing Editor**  
Iris Ophelia

**Copy Editor**  
Liliu Maximov

**Columnists**  
Justine Babii  
Isabella Sampaio

**Senior Staff Writers**  
Illianexsi Sojourner  
Roslin Petion  
Ryan Darragh  
Haver Cole

**Staff Writer**  
Liliu Maximov

**Contributors**  
Therese Slade  
Shai Delacroix  
Lucas Lameth

**Founder**  
Josie Hamilton

## CONTACT US:

<http://www.secondstyle.com> (PDF version)

Story ideas: [editor@secondstyle.com](mailto:editor@secondstyle.com)

Comments: [letters@secondstyle.com](mailto:letters@secondstyle.com)

Ad Sales: [sales@secondstyle.com](mailto:sales@secondstyle.com)

## On the Cover

Cover photograph by Launa Fauna. Our cover model is Mariya Nesiote  
Hair: "Drama III" in Sand Dollar from Naughty Designs  
Dress: "Falsetta Layered Gown" from Paper Couture  
Earrings: "Chandy Earrings" from Paper Couture





## publisher's note

One of the largest changes in the short history of Second Life has recently been released—voice on the main grid is now active. Just a short time ago, I asked the readers of the Fashionista blog if they were excited about the change; by an overwhelming margin they are not—75% vs. 25%.

We too are making some changes at Second Style. I hope they turn out to be much more popular than voice seems to be! One way we're going to measure our progress with satisfying our readership's wants and needs is with periodic surveys. Real life magazines do this all the time, although it's a safe bet their budget is substantially larger than ours! I'd like to encourage you to take a couple minutes and fill out the Second Style Magazine reader survey, which can be accessed at this URL:

<http://secondstyle.m78.sgizmo.com/>

5 lucky respondents will win L\$1000 prizes from Second Style as a thank you for helping us improve the magazine. We will probably do reader surveys twice a year, one each for Men's Second Style, the magazine and Fashionista, but even if we're not surveying our readership, we always welcome comments, letters and suggestions from our readers.

We added an amazing new staffer to our magazine since the last issue—Liliu Maximov, who in addition to writing the Four Favs feature for us, is also whipping the copy for each article into shape with her ninja like editing powers. Liliu is a writer in her first life, and she has done a lot to elevate Second Style. We're thrilled to have her on board with us.

Finally, I'd like to foreshadow another exciting development about the magazine. We're currently looking at ways of significantly enhancing the shopping experience around magazine content. It's too soon to disclose a lot of details (many of which may change as we work this idea out technically) but I'm confident that our readers will really appreciate the convenience of this new approach to shopping once we're ready to show it off.

In the meantime, enjoy issue #10. See you in a month.

## CELEBRITY TROLLOP



## editor's note

This is my first Editor's Note for Second Style, and also the first issue I've officially managed. I feel it would probably be a good idea for me to use this space to first and foremost answer the question many of you must have on your minds: "Who the heck is this girl?"

In brief, I've been active in the Second Life fashion scene as a writer for over a year now, including a stint on the Second Style Fashionista blog. On top of my new duties with Second Style, I also write for the Metaverse Messenger, and I'm the Fashion Correspondent for New World Notes. I am in love with the aesthetic potential of Second Life's avatars and landscapes, so I'm an avid SL photographer. My interests are very diverse, and the buffet of Second Life caters to that perfectly.

My goals are to bring Second Style to you more regularly than it has been in the past, and to guarantee that each issue has something in it to appeal to every fashion-fan's tastes. I'm always open to feedback and suggestions about our content, either through IMs in-world or e-mail to [ophelia.iris@gmail.com](mailto:ophelia.iris@gmail.com), I love to hear from our readers.

I love to see our readers, too! This issue is the start of the Second Style Model Search (details on page 22). Don't think you have to be super-glamorous to enter, we're looking for beautiful avatars of every shape, colour, and style to grace our pages. Models for Second Style get to work with skilled photographers, wear stunning designs, meet great new people, and get L\$1000 per shoot.

I look forward to hearing from (and working with) you and the whole team here to make Second Style the best it has ever been. Enjoy our 10th issue and see you in September!

## IRIS OPHELIA



# style guru

ask isabella

**By Isabella Sampaio**

*Beginning this month, Style Guru Isabella Sampaio takes on Second Lifers' style-related questions as her advice column moves to a more interactive format designed to engage new—and even not-so-new—residents.*

For this first installment of Style Guru's "Ask Isabella" advice column, I popped over to a high-traffic style shopping area, ETD Isle, where I'd seen on many occasions new residents rushing from store to store, working diligently to enhance their appearances. Here, I gathered a small group in the Isle's central garden area and invited questions about any topic related to personal style.

The first came from a one-month resident named Lissa:

"Isabella, I want to get a new skin and not look like a newbie anymore, but where do I begin and sort through all the options?"

This question is the very basis of a variety of vital style decisions. The skin (or skin family) you purchase is ultimately as important and influential as your shape. The latter provides the foundation for your overall look—your size, bone structure, balance of facial features, etc.—while your skin introduces the fine details. And, yes, there are so many considerations! Will you elect to be dark-skinned or light-skinned? Will you wear heavy or light makeup? What shade family is right for you to complement your hair color? Will

your skin have freckles? How realistic do you wish to look? And how much Linden are you willing to spend to look as realistic (and stylish) as possible?

In Second Life, not all skins are created equally. Those of us who have seen and worn many varieties will attest to this. SL's various style blogs do a marvelous job of reviewing the immense number of skin options, but, in the end, the choice is yours. But here are some basic tips for Lissa and others who are wrestling with this conundrum:

1. Comparison shop. Visit no fewer than five skin stores—any of which you can find in the basic SEARCH, or by visiting Second Style's fashionista blog or a handful of other fashion blogs—to get a true sense of how each skin design works with your shape and hair color. You can try demos essentially everywhere for only L\$1 each.
2. Adjust the lighting. Force the sun to sunrise or sunset for best viewing, but also see how the skin responds to noon sun and midnight settings. (Note: nearly all skin looks a bit harsh under noon lights.)
3. Solicit opinions. Before making a final purchase, show your top selections to a few friends who can and will be honest with you. This is a major purchase, and non-refundable, so you want to feel comfortable with your choice post-purchase.

Continued on page 16 >



*Second Mirage*  
 Fine Jewelry and Accessories  
 Second Mirage (73, 26, 23)



## Style Guru

> Continued from page 14

4. Color coordinate. If you're getting a skin with a rather heavy application of make-up, ensure the lip shade and eye shadow not only complement your most-often-worn hair color but will be versatile enough to work with any number of outfits. For example, some bright red shades of lipstick can clash with a range of pastels found in one's wardrobe. Unless you're prepared to purchase a family of skins with various cosmetic applications, opt for a selection that's more neutral or subtle in the rose, plum, brown or grey tones.

A real-life interactive web site that discusses cosmetics and coloration can be found at:

[http://www.styledirections.com/personal\\_style/cosmetic\\_style.html](http://www.styledirections.com/personal_style/cosmetic_style.html)

The next question came from a new resident named Gigi, who asked, "I don't have much Linden to spend on clothing. What do you recommend buying most to look my best?"

I think many residents can relate to this question—even those with overflowing inventories. Whatever your situation, this style guru recommends that you have these top-ten fashion-forward items in your inventory (at least to start):

WOMEN - MEN

Mid-thigh black skirt (preferably flexi) - Great pair of jeans

Quality casual blouse - Quality button down shirt

Quality dress blouse - Quality t-shirt

Stylish pair of jeans - Suit or tux in black

Quality pair of black heels (non-bling) - Stylish swimwear option (non-thong)

Quality dress or gown - Pair of sunglasses

Stylish swimwear option (non-thong) - Quality pair of sneakers or boots

Casual hairstyle - Quality pair of black dress shoes


Classy hairstyle - "Clean" hair style

Jewelry set (pearl, diamond or color-change) - "Messy" hair style

Some of these are wardrobe staples, while others provide basic versatility and serve as sound starting points. For example, ladies, any number of blouses can complement that black skirt, and the same goes for jeans for both men and women. While there are tons of "freebie" clothing items available which can bulk up your wardrobe, focus more on quality than quantity. Your closet will thank you.

Style Guru Isabella Sampaio wants to hear from you. Please send your style questions in a notecard. Isabella will respond to all questions within 72 hours. A few select questions and responses will appear in this column in future issues.

*Isabella Sampaio is the 2007 SL Face of L'Oréal Paris Glamour. She also is a working model with ASpiRE! modeling agency and CEO of Style Guru, an avatar transformation and styling firm.*



## PINUPS

*Gentlemen's Club & Night Spot*

- Dance Club
- Nightly Events
- Fun Contests
- Raffle Ball
- Sploder
- Fabulous Live DJs
- Retro & Rockabilly
- Top 40, Rock & Requests
- Romantic Jazz & Standards
- Sweet Sexy Pin-Up Girls
- Great Retro Shopping Steps Away

Grand Reopening on our new sim RETROLOGY (128, 190, 140)\* scheduled for early August 2007...

Join our V.I.P. group today and be there!

\*Currently located at NIRVANA (92, 88, 26)



**VIVA LA FASHION**

**SECOND STYLE FASHIONISTA**  
THE COMPANION BLOG TO SECOND STYLE MAGAZINE









life is to short  
to wear ugly clothes

# fashion horoscope



## Aries

Rams are eager to always be the first in fashion. Chances are you keep one eye on the Fashion Planet syndicate site at all times, eager to rush out and snap up the hottest new thing. That's why the fall line from Paper Couture is just perfect for you. The Lu sisters have done it again and their straight-off-the-catwalk style is sure to make your heart sing and your Linden balance cry.



## Taurus

August has you craving a little alone time, so how's a fashionista going to satisfy her shopping cravings without wandering all over the grid? I'll save you the time and suggest Alla Ruff's store Veschi. Bulls tend to have great necks and Ruff's Shwank outfit will be sure to show it off. It pairs a great bubble skirt and a fabulous top with a prim bow at the neck.



## Gemini

It's a good thing you love adventure because this month is sure to be a whirlwind. My advice to disorganized Twins is to take some time to sort through your inventories and create a few complete outfits so you can just throw them on at a moment's notice. If you prefer spontaneity, just make sure you are stocked up on some of the basics: jeans, tanks, and bracelets to show off your arms. I'm a sucker for all the fabulous bangles over at Earthtones.



## Cancer

If you're a typical Crab, most likely, you love pearls. That's why this month you're in luck. In addition to the fabulous pearls over at Muse, be sure to check out Encore's "Timeless" collection. Tracy Scofield's first foray into jewelry will be a fabulous treat. Her mix-and-match set includes four necklaces, and four pairs of earrings, all available in both black and white pearls.



## Leo

Around the second week of the month, you may be experiencing some relationship issues that will leave you feeling down. Don't fret, though, because a rebound in confidence will occur just a few days later when matters are sorted out. What better way to let the world know that the Lion is back to her old self again than with a serious new mane. Aden Breyer's Amy hair is just the thing.



## Virgo

Conservative Virgos often turn their noses up at the latest trend, and favor lady-like classics. Lucky for them, Betty Doyle of Ingenue has been busy turning out lady-like attire. From her classic sweater girl set, Lana, to her fabulous Femme Fatale cocktail dress, she proves that a girl doesn't have to choose between classy or sexy.



## Libra

At month's end, career matters will be in the forefront. Be ready for the changes at work by dressing to impress. Luckily for you, there are a ton of amazing content creators that have been turning out the business wear recently. Pukk Abel's First Impressions is sure to make a good impression. For those of you with more funky taste, check out Dakota Buck's latest foray into the business world, Mean Business.



## Scorpio

Romance will be heating up for you in the last days of the month so you sexy Scorpions should be prepared. Second Life has no shortage of sexy clothing, but if you want the very latest hot lingerie, pick up Jade by INSOLENCE, and camilla Yosuke sent me her new lingerie (with caLLie cLine). The set comes in six sexy colors. There are multiple pieces which include garter belts, stockings, corsets, and boas.



## Sagittarius

Now, I know that The Archer is known to favor comfort over fashion and care little for making a statement with their clothing. That said, I just so happen to be a Sag, and I think that's not the whole truth. While we find what's inside someone's head to be more interesting than what's on their body, I truly believe style is a great way to get inside someone's head. This month is supposed to be a great one for creative expression. Think of your avatar as your palette, and paint a picture with fashion!



## Capricorn

Frugal Goats love a good sale, and this summer has had no shortage of amazing ones. It seemed that every time I logged on, someone was telling me about another great bargain. From the lovely freebies over at Pixeldolls, to the amazing Last Call sale. Take advantage of the conditions of this month, and be sure to review and refine that bulging inventory.



## Aquarius

Eclectic Aquarius is a big, old hippie at heart. So you must be in heaven with all those boho chic releases out on the grid. Set yourself apart from all the others taking part in the trend by going the extra mile. Pick up some funky henna tattoos over at Animal.



## Pisces

Fishes are under some serious stress this month, career matters take a toll on you. Unwind with a little retail therapy. Your sign loves the water and tends to try to wear as little as possible, so enjoy the last dog days of summer and swing by Casa del Shai for one of her amazing bathing suits, whether it's one of her chic Boho Beaded Bikinis, or a gorgeous stripy Hamptons Bikini, you will look fabulous.





**Second Style is seeking a pool of models for photoshoots! If you've ever wanted to be a model in one of our photoshoots, this is your opportunity.**

Contest rules:

1) Submissions should be 2 headshots and 2 full body shots (wearing completely different looks, if you please). The snapshots must be full permission (copy/transfer/mod ok) Please **DO NOT** photoshop your snapshots, but please remember to light you avatar well in sunrise or sunset mode.

2) Make a notecard titled "Second Style Model Contest -- YOUR NAME" Add your photos to the notecard. In the notecard, please write 50 words about why you want to be a Second Style model.

3) We are looking for diversity! Please show off your range of skin tones, fashion styles and shapes!

4) **YOU MUST BE A MEMBER OF THE SECOND STYLE READERS GROUP TO PARTICIPATE.**

5) Drop your notecard on "Fashionista Writer" before August 31, 2007 11:59 SLT. Entries that do not follow these directions will be discarded. Entries submitted after August 31 will be discarded.

Second Style magazine staff will select the winners and add them to "Second Style Models" group. Both male and female avatars will be considered. Then, in the future, we will contact members of this group to participate in photoshoots. Second Style magazine pays models L\$1000 per photoshoot.



**ZIBWARE**



**b e c a u s e   y o u   c a n**  
(Syrus 32,251,22)



*Skin Ficks*  
**HUGE SUMMER SALE**  
skin packs reg. priced at ~~3500L~~ now on for 2500L  
skin packs reg. priced at ~~4000L~~ now on for 3000L





# fave four

**By Liliu Maximov**

Often overlooked but never unimportant, this issue's Fave Four comes to you straight from the land of shinies and sparklies. I love how a perfect piece of jewelry can really make an outfit look sharp. I was pleased when I was able to get fashion designer Julliette Westerburg of Tres Blah to show me her four jewelry Faves. I knew I'd get to see some classic, yet stylish selections with versatility and design to make my virtual mouth water. No 24ct grills to be found on her wish list.

We were all ready and set to begin jet setting all over SL when...

Celebrity Trollop: Jules, Liliu's computer crashed. But she's back now.

Julliette Westerburg: Oh, dear.

Liliu Maximov: Sorry about that. I think the thing was actually built by gremlins.

JW: Hah! I understand, I've had my share of those devilish crashes.

LM: So, Julliette, you're the star of this column, I want to welcome you to the Fave Four. DUN, DUN, DUN.

JW: Why thank you! I'm totally jazzed!

LM: I know you must be pretty busy, I've seen your houses! They're really cute.

JW: Thanks!

LM: Fans have been hoping for those for a while now, would you say that you're a perfectionist designer?

JW: Hmm, I don't know if I'd call myself that but I do try to get things as "perfect" as I can manage.

LM: Your designs have a very clean appearance. I suppose that makes you ideal for a jewelry Fave Four.

JW: Well, my clothing tends to be pretty simple and not too busy, so it's totally ideal for the chicas to doll up their look with some great pieces.

LM: I'd love to see what catches your eye, so in no particular order, would you mind showing me around to your fave designers? I can't wait to see your four faves!



JW: Okay first stop is Tableau :D  
Yummy (Tableau 98, 166, 17)

We first stopped off at modern, yet hip style shop Yummy, where the lights did shine, and the walls were alight with fashions for the youthful and fun.

LM: God I'm ridiculously tall.

JW: Heh, I'm a short av.

LM: I think it's more likely that there are too many ridiculously tall avies.

JW: It could be that too :D

JW: So Yummy has to be without a doubt my favorite jewelry stop. Everything is so detailed and truly, it just knocks my socks off.

LM: What first drew you here? Was it the Christmas lights?

JW: Hah, no, but that is a bonus. I first came across Yummy when Polyester Partridge shared a shop with Nylon Pinkney. I saw a pic of a beaded necklace and fell in love.

LM: Kinda like the one you're wearing now? Or was this an older style?

JW: The necklace I'm wearing is from Fashionably Dead but the one I'm talking about is completely beaded and shaped so well that it molds to the av's frame.

LM: I can't wait to see it!

JW: You'll love it :D

LM: I may look pretty dark ATM but I wear all styles. I'm actually a fan of the chic prep look myself.



Illustration by Callipygian Christensen

Sophisticated.  
Seductive.  
Sublime.



www.shenlei.com

Shengri La 225, 47, 25

Continued on page 26 > 25



JW: That's my fave look, the chic prep look! :D

LM: It's what you're known for, but I like your take on it, you don't make it stuffy.



JW: Aww, thanks!

Nylon Outfitters (Tableau 140, 157, 17)

I didn't exactly see scores of jewelry here, NO is full of great selections of easy-to-wear yet strangely unique attire.

LM: I'm a little surprised to be at Nylon Outfitters for jewelry, their line is pretty urban/casual. You've got me curious now.

JW: That's why it's got me. My fave piece from here is the fabric necklace. The necklace is completely hand drawn and has the awesome ability to dress up a plain tee.

LM: Dressing up to dress down, sort of like going to the Hamptons? It's all about keeping the simple from looking plain, eh?

JW: Totally! That's a perfect way of describing it. Looking chic doesn't always mean you gotta be all bling bling, know what I mean?

LM: I think on occasion that shine is overdone.

JW: I so agree.

Paper Couture (Tableau 147, 118, 25)

Stepping into PC there were jewelry displays immediately visible; it was a crap shoot which one I could guess as Julliette's Fave, since they

make such great stuff, it could be anything.

LM: I can see that we've got a lot to choose from here, I could see you wearing a lot of the styles on the wall. It's probably no secret why you're at Paper Couture.

JW: Paper Couture is the birthplace of what I call my baby. The Diamond Bee ring. I LOVE this ring. When I first got it, I wore it all the time.

LM: If I'm not mistaken, you're wearing it now.

JW: Yep! :D

LM: It's not the sort of thing that immediately grabs your attention, but I suppose, it can't sting you. Are you allergic to bees in your First life?

JW: Hah, nope, but I wouldn't want to have a real bee near me anyway! Unless, of course, it had diamonds on its bum....

LM: Most women wouldn't think to wear a giant bejeweled bee, but it certainly has bling, and what an unexpected creature.

JW: I think of it as my dress-up piece. It's not an extravagant necklace or bracelet, but the ring just has the right stuff to set off an elegant outfit.

LM: Even though it's a large piece, it's not really overstated. Plus, it's a giant bee. It caught me off guard, and I'll admit, I noticed it on you when I first saw you.

Boing Fromage (Shaka 122, 187, 27)

This was a smaller outlet, but it contained everything I have ever seen by !BF!. Funky? Vintage? Chic? What will we feature here?

JW: Okay, so on to my next shop.

LM: The last stop!

JW: The last stop is Boing Fromage. Her owl necklace will forever be a favorite.

LM: You must have a favorite color.

JW: It's all about the gold! I like using it to dress down a flowy dress or just anything that needs a touch of groove.

LM: I could see it with like a pastel pink cami

and a layered earthy grey overshirt and temple-white pants, but then again, I'm not a very good designer.

JW: That sounds awesome to me!

LM: This necklace really is cute, and you're great with choosing artsy, stylish pieces that don't overdo it.

JW: Thank you!

LM: I have never seen one of your designs that was too busy. It goes to show....

JW: What can I say, I'm a simple kind of girl.

LM: Not too Blah, eh? It sounded funnier out loud.

JW: Not too blah at all!

LM: Did you have anything you wanted to add or mention for our interview? Don't be shy now.


JW: Heck yes! I need to do the cheesy thing and send a shout out to all my nerdy, lovely friends who are way too numerous to mention. Nevi and Amicitia Folk, loooooove you! And thank you to anyone who has bought anything from Tres Blah. You rock!

LM: I want to thank you so much for taking the time out for this interview.

JW: Thank you! it's been fun.

LM: I hope I haven't been too boring :)

JW: No way! I enjoyed it



<http://www.mondira.info.ms>

MONDIRA Fashion



## Jewelry Prim Building 101 Secrets of the Tiny Prims

By Lucas Lameth

So you want to make some Jewelry, aye? Finding yourself stumped when faced with the prim building menu in Edit Mode? Well jewelry is pretty easy. It just takes some imagination, a dose of patience, and good taste!

A lot of people come to me interested in making jewelry with lots of great ideas, but are unable to control and manipulate tiny prims. There are actually only a few key jewelry shapes when it comes to standard Second Life primitives. I'm going to go over specifically the Torus, the Tube, and the Sphere, and how these simple prims may be used when designing jewelry in Second Life. Building skills such as Cloning (Hold Down Shift while in Edit Mode of a Prim and use your Left Mouse Key to drag an X, Y, Z Green, Red or Blue Arrow to Clone) and Zoom (Ctrl 9 and Ctrl 0) are to be kept in mind while executing these techniques.


### TORUS & TUBE

The Torus and the Tube are very similar in the ways they are manipulated. There is the visual difference of the Tube's flat surface and the Torus' smooth all-around surface, but otherwise they are pretty much the same shape. With Torus and Tube alone you can create a large range of jewelry designs. I'm going to go through some key areas in the Object Tab of the Edit Menu Screen in building mode to show how you may best utilize these shapes for accessories.

As you may or may not know the smallest a prim can become is a SIZE X, Y, Z of 0.010—while shrinking you may soon realize that prims are still too large for a desired accessory shape. You can further shrink the size of a Torus or a Tube with HOLE SIZE. Playing with these numbers further flatten the prim shape and/or

increase the center hole. This is an ideal way to make bangles and chains of all sorts.

When building with small prims it's much easier to work on even angles. I usually play around with ROTATION 90.00, 180.00, 360.00, and 270.00 when sketching a design with prims. Keep flipping around until you have a desired angle and always work on these angles; controlling prim shapes especially tiny prims on uneven angles will lead to a migraine. You will have to leave these comfort angles though when you are ready to work on the Avatar Body.



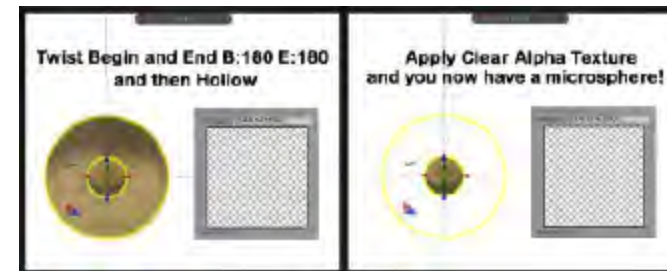
Further jewelry craft details can be attained through TAPER, HOLLOW, and CUT AND BEGIN END options. Tapering allows you to create dramatic or subtle curls with the Torus and Tube, flattened out and stretched with SIZE the possibilities are endless. There are obviously more options on prim manipulating. The options I covered are the primary areas you'll need to know. Play with rest of the Object Tab options to get an idea of your primitive's possibilities.

### THE SPHERE

Okay, so it's a Sphere. You shrink it, clone it, link it, make jewelry, and call it a day, right? Sure, for the most part. There is actually a clever way to manipulate this shape to shrink more for you and your design needs. For this technique you'll need a Clear Alpha Texture, which isn't hard to come by if you ask around enough, or you can make it yourself in Photoshop.

Create a Sphere and shrink the SIZE of X, Y, Z all the way to 0.010. TWIST BEGIN AND END set

to B 180 and E 180. It should look pretty much the same but with a different shadow lighting. Now HOLLOW the Sphere as little or as much as you'd like. After, apply your Clear Alpha Texture on the surface of the Sphere and you should be left with a microsphere prim, which you may endlessly implement in your jewelry designs as needed. You can change the size of the microsphere by shifting the SIZE numbers and or the HOLLOW option.



### HOW TO MAKE A STANDARD NECKLACE:

Alright! So you know how to control the major tiny prims! Let's quickly go over how to make a standard necklace on a Second Life Avatar. When you have an ideal necklace strand in mind, I recommend using a dividen [is this correct? Should this be "dividend", "diveder" or left alone?] of four links, and working with that to travel around the neckline. Here are some examples:

When you've decided on a four-strand link design, set this aside and clone and link a longer strand as desired to get an idea of how long you'd like your necklace to be. This also indicated where your pendant will be. Place this strand on the front chest of your Model, as shown below on the left. When you have your length and pendant placement settled you're ready to travel around your Avatar Model neckline using our four-strand link. There are three neck areas you're going to want to concentrate on which I've labeled 1-3 with red dots. Notice that each label on the neck consists of flat polygonal lines that you can work your necklace around. Ideally, you'll want to constantly make sure your necklace is meeting through these points and not straying afar. As you are cloning your four-strand links they should connect evenly to one another. Edit prims on your four-strand link from points 1-2 and 2-3 to directly meet the neckline.

Continued on page 31 >

Wherever Second Life takes you....

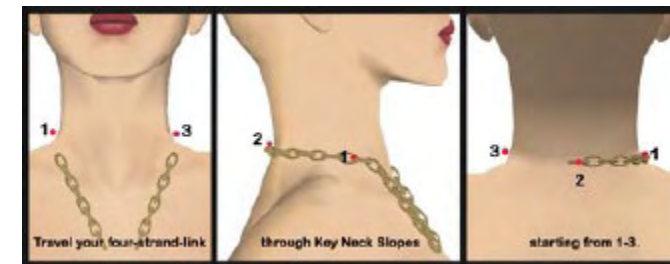
...relax, we've got you covered.



Venice Beach

**OPIUM**  
EVERYDAY  
Alpha Centauri (215, 8)





It may take some time getting used to working around the neck using this technique. Remember to keep your patience and have fun! It's a kind of meditative feeling like knitting so it's important to relax and let go while creating a necklace strand. There is also a method of an automatic necklace maker, but I much prefer manual for a more organic shape and feel. Otherwise your necklaces may all look similar. Practicing this is a great way to become more comfortable working with tiny prims.


**PRIM COUNT:**

Lastly, the maximum amount of prims that may be linked together is about 250. The greatest obstacle and goal of a prim artist is of course not to be anywhere near this count. Challenge yourself by making beautiful and eccentric jewelry while staying as far away from this prim count as possible. If you are tempted to create higher prim accessories, never fear, your wearable art is always appreciated!

I hope this tutorial has helped you with creating your jewelry and accessories in Second Life! Remember your Imagination and Patience are the key to success!

**Example Work by EARTHTONES**

Using Torus, Tube and Sphere and using Techniques Mentioned in this Tutorial



**Do you love Second Style?**  
 Want to get a copy of it as soon as it's published?  
 Make sure you join our "Second Style Readers" group in Second Life!  
 Click Search, select the Groups tab and type "Second Style" to join! It's easy and free.





Sophisticated.  
Seductive.  
Sublime.



[www.shenlei.com](http://www.shenlei.com)

Shengri La 225, 47, 25

Photography by Callipygian Christensen





rock star

By: Iris Ophellia

On Sylar

Hair: Beck in Midnight by Stumbelina Ophelia, Cake

Shirt: Singing Jars Tee in White by Jesseaitui Petion, Aitui

Jeans: Trashed Hipster Jeans by Andrea Sage, Decadent Designs

Gamer's Guitar: GH3 les Paul by Steve Cartier, Deviant Kitties

Shoes: Rockabilly High Top by Menno Ophelia, Kari





On Violet

Hair: Donna in Midnight by Garbage Prototype, Random

Clothes: Sticky Fairy Tank by Arbel Vogel, Winter Moon; Black Vinyl & Mesh Top by Helyanwe Vindaloo, Deviant Kitties; Punk Rock Skirt in Pink by Canimal Zephyr, Canimal; Pink Leggings by Lilo Jun, LiloOops

Accessories: PVC Paw Choker + Beads + Ribbon and Wub Plaid Belt with Armwarmers in Bubblegum Pink by Ameshin Yossarian, Curious Kitties; Melodic Atrocity Headband in Pink by Violet Voltaire; Lulu Legwarmers in Rainbow Bites by Starley Thereian, Celestial Studios

Microphone: Microphone+Animations by Paul Ge, Mainland Musical Instruments

Shoes: Pink Heart Buckles by Eponymous Trenchmouth, Jeepers Creepers





On Vasean

Hair: Disembodied hair in Frosted by Noam Sprocket, Gritty Kitty

Jacket: Kyo Jacket in White Leather With Brown Accents by Arbel Vogel, Winter Moon

Pants: Black Leather Biker Pants by Donovan Brennan, Gear Shift

Piercings: Septum Steel Nose Ring by Deekay Xavier, DEEKS

Guitar: White and Black Guitar by alfred Quartermass

Shoes: Black Leather Z Boots Chained by Fallingwater Cellardoor, Shiny Things

On Iris

Hair: Aoi in Frosted by Noam Sprocket, Gritty Kitty

Top: To The Side in Black by Wuvme Karuna, Caliente Express

Skirt: Short Pants-Less Micro Mini Skirt in Black by Cipher Ivory, Cipher

Stockings: Seamed Hose Black by Eloria LeShelle, Battered Boudoir

Accessories: Leather Single Fat Legband by Cipher Ivory, Cipher; Osyare Collar in Black by Ameshin Yossarian, Curious Kitties

Shoes: Huntress in Black.Black.Silver by Sylfie Minogue, Prim Seduction

Microphone: Auto Adjust Microphone+stand by Paul Ge, Mainland Musical Instruments

On Moppie

Hair: Sera in Black.White by Kin Keiko, Kin's Boutique

Top: Unpredictable in Black by dreams Anubis, Unpredictable

Pants: Black Pants in Skelly patch and Skullz Suspenders by Kaysha Sion, WRONG

Shoes: Allium Organic Heel (foundation) by Mare Lu, Paper

Drums: Drum Kit and Drumsticks by Paul Ge, Mainland Musical Instruments





On Saeya

Hair: Steve in Black Blue by Helyanwe Vindaloo, Deviant Kitties

Top: Versus Hoodie by Donovan brennan, Gear Shift

Pants:Leather Pants in Blue by Keishii Roo, Goth1co

Gloves: Tease Gloves in Black by Emma Gilmour, Sandshack Surf Co.

Shoes: CITTA Stitch Boots in Blue by Tya Fallingbridge, Pixel Mode





On Saeya

Hair: Flame in Black by Stumbelina  
Ophelia, Cake

Clothes: Hells Pants, Leather and Laces  
Shirt, and Hells Angel Belt by Astry  
Mirabeau, Digital Knickers

Guitar Case: Rocksy Guitar Case by Emma  
Gilmour, Sandshack Surf Co.

Shoes: Vincent Boots by GutterBlood  
Spoonhammer, GutterBoots

On Violet

Hair: Ashe in Red Black by Helyanwe  
Vindaloo, Deviant Kitties

Clothes and Accessories: Black Stones  
Outfit by Kru Flan, Kru's Boutique

Shoes: Clompies in Black Cherry by  
Fallingwater Cellardoor, Shiny Things



# men's corner

**By Ryan Darragh**

It's summertime, but just because the livin' is easy doesn't mean that looking good is less important. Not that you can't look great in a tee, shorts and flip-flops! But maybe you want to mix it up a little more than that for your outings to the beach or just hanging around the pool. My mission this month, should I choose to accept it (and I do), is to throw out some ideas for great beachwear. I've tried to present a variety of options for your consideration, so hopefully there will be something for everyone.

First up, something of a classic—the Retro Swimming Shorts by BarnesworthAnubis. These take me back to my early days in SL, when I first walked into Barnes Boutique and slowly but surely bought up almost everything in the shop (and look how that turned out). Perhaps imitated but never equaled, their bright colors, high-contrast white trim and tropical flower print give them a fantastic Fifties Tiki vibe. Available in a pack of five different colors, I'm wearing them in shocking Pink, just because I can. Pick up the set at Barnes Boutique (Tableau 130, 104, 0).

The brand-new Beachwear for Men set by Swaffette Firefly includes a simple but nicely textured tank top and baggy, comfy-looking clamdiggers. Both pieces come in white but are tintable, so you can recolor to your heart's content. Here I've left the pants white but tinted the top a light, powdery blue. The clamdiggers have a prim drawstring tie at the waist and sculpted prim

rolled cuffs, also tintable. You can find these at SF Design (Lotus 236, 227, 142). The Lotus location has recently been beautifully redesigned and showcases Swaffette's full line of designs for men.

Radical Twang's extensive line of surf gear covers everything you could possibly need or even think of, from towels to board shorts. The knee-length Palmer Boardies shown here are made from bright white canvas with heavy contrasting stitching. A stylized palm tree silhouette in brilliant turquoise graces the left leg, and the color-matched prim drawstring tied in a bow at the waist really catches the eye. They're perfect for romantic walks on a moonlit beach, poolside barbecues, or...surfing. Snap them up at Reaction Surf Shop (AlterNation 95, 174, 38).

For the man not afraid to push the Western sartorial envelope, Nicky Ree's Casual Batik Sarong provides an intriguing and attractive alternative to more ordinary beachwear. Here you see me wearing the basic sarong with its prim waistband, but the set also includes two different jacket-layer tops and full-length pants, all in coordinating colors and patterns. You can choose from a variety of colors and different fabric prints; pictured is the earth-toned "Kenue" pattern. Available at Nicky Ree's Boutique (Plush Lambda 223, 18, 25).

Since I couldn't decide between two different beach ensembles by Nicky Ree, I'm including them both here. The colors of the Batik Set for Men are rich and water-washed, faithfully

Continued on page 47 >

*Gracie, By Grace Winnfield*

*A New Horizon.....  
August 15, 2007*

*Alhena (35, 172, 33)*





# 迷人的中国



Models: Alyse Perenti & Jelena Basevi

## Men's Corner

> Continued from page 47

reflecting the wax-resist dyeing process used to produce RL batik fabrics. The patterns are beautiful and intricate, as in traditional Indonesian batik clothing. Here I'm wearing the traditional shirt top and pants in Blue-grey. A variety of other colors are available, and the sets also include swim shorts and swim trunks, so you have a number of wear options. Also available at Nicky Ree's Boutique (Plush Lambda 223, 18, 25).



Dragontat Zagato has just completely revamped his entire Brief Encounter line of men's underwear, from underlying fabric textures to the range of prints. He has also introduced swimwear for the first time—cause for rejoicing all around! Here you see the Picasso Bikini in Blue, just the thing for a skin-diving excursion or sunning on the beach for that perfect tan. Check out the whole collection at Brief Encounter (Yeanim 142, 163, 21).

Also venturing for the first time into men's swimwear is Shai Delacroix. I love the way Shai uses color and texture, I'm excited whenever she steps into a new style area, and I make no apologies for recommending her designs again and again. Her new Samar Swim Shorts come in six different colors in three packs of two (Lilac is pictured here) and feature a classic square-cut design, covered elastic waistband and non-prim drawstring. Shai's swimwear collection also includes her Bohol Beach Trunks and Riptide Boardshorts in a variety of colors. All are available at Casa Del Shai (Deco 94, 170, 32).

As you can see, SL designers offer you a great range of swimwear and beachwear. Take these suggestions as a starting point, but don't stop here—get out, do a little shopping and see what else you can find. It's a big second world out there.

Ryan is also wearing: Dante skin and "Mess It Up" hair by Lost Thereian (Naughty). Shoulder towel by Ayumi Cassini (Magic Nook). Kainama Sea and Shore jewelry by Caliah Lyon (Muse). Boho Sandals by Fallingwater Cellardoor (Shiny Things). Diving gear by Kaikou Splash (Splash Aquatics).

Ryan is Editor in Chief of the Men's Second Style fashion blog, available online at [www.second-man.com](http://www.second-man.com). He lives in Otherland with his partner Sean.







# WAYELABS

BORA BORA ISLES

WAYES · SURFING · JETSKIS · KITEBOARDING · HANGGLIDING · ISLAND DESIGN





# THE LUS OF PAPER COUTURE

By Iris Ophelia

The Lu Sisters Ava, Cora, Mare, Mimi, and Prue are the stern faces of High Fashion in SL, as stylish as they are satirical. With tongue-in-cheek wit, these sisters leave as much of an impression on a conversation as they have in SL Fashion.

Continued on page 52 >



## Interview

> Continued from page 50

Iris Ophelia: I'd like to start off by asking about your upbringing, if I may. You seem very closely knit, more so than most sisters I know considering you've launched into business together.

Mimi Lu: I don't know if "close" is an accurate description. We hate each other, really.

Prue Lu: Our mother was a European beast-woman.

Ava Lu: She kicked us out at a very young age, so we felt the best way to survive the cruel world was together.

PL: it was a matter of survival only. I have no feelings for these lifeless slabs of meat next to me.

MiL: I'll remember to put that on the family Christmas card, Prue.

PL: I tear all your cards apart with my teeth, Mimi.

AL: Honestly, we haven't all been in the same room like this for months.

IO: So then how do you shape your line? Do you each have your own domains that you handle?

AL: We separate our workspace into 5 areas and don't speak to each other until everything we

have is done. Somehow it always comes together in the end.

PL: We've broken the code just by being here tonight.

AL: Once, Prue decided her style would be circus clowns, but we talked her out of it.

MiL: None of them have any taste really. Except for me.

IO: Ha, ha, I see. How would you describe each others' styles and how each of you contribute to Paper Couture as a whole?

Mare Lu: Mimi provides the booze, Ava usually gets the cigs, Cora the blow... I'm mostly what you might call a "consumer".

MiL: I'm better with primms so I make the bags. Which is fortunate because if it was left to Prue we'd all be wearing pet carriers. She carts that filthy monkey around everywhere.

PL: This monkey is healthier and cleaner than all my sisters combined, and it's been dead for eight months.

IO: Oh my, how did it die?

MiL: Oh don't encourage her, Iris.

PL: I'm sorry, I just blacked out. What are we talking about?

AL: We don't talk about Juju's death, Iris.

MiL: Next question?

IO: Mimi mentioned earlier as well as on the Paper Couture blog that you've experienced some bad press lately. Would you care to discuss it?

MaL: I'll pass this along to one of the sisters who can actually read.

MiL: Why must you make this worse, Mare? Now they know you have a record AND you're illiterate.

AL: I chalk most of it up as extreme jealousy.

MiL: There is a fine line between hatred and jealousy. Happily for us our deluded self-confidence leads us to think it's just plain jealousy.

AL: Some designers don't understand our success, so they try to bring us down.

MiL: Being wealthy socialites and successful designers isn't easy. The bad press is our burden to bear. We're like Jesus. We sacrificed ourselves for fashion, like the Beatles did for their music, only they weren't as successful.

AL: You can quote that.

IO: Rumors of rehab and divorces, are these all the doings of jealous rivals?

AL: Most of that is true, Iris.

MaL: Well they didn't get an eight-figure settlement in their last three divorces.

AL: We've never been able to truly trust anyone, I believe that to be our mother's doing.

PL: Our mother made our hearts fragile like the simple thread of the silk worm.

MiL: You can blame mother all you want, Ava, but the truth is that you're just a selfish old bat.

AL: Mimi you cow!

MiL: You've always been jealous of my youth.

IO: How would you say your tumultuous lives have lead you to the world of haute couture in Second Life?



PL: I capture my regret and hatred in fashion, then I put it on another person's back at a high price.

MiL: We were born talented. Regardless of what happened in our personal lives, we were destined to rise from the ashes of our many personal tragedies and horrible mistakes.

AL: It was a natural transition from our backgrounds to fashion.

MiL: The Second Life fashion world is a vicious

Continued on page 54 >





area but we grew up to be tough, partly because of what we have all gone through collectively. The run-ins with the law, prison, rehab, 17 divorces between us....

AL: Not counting the monkey.

MiL: ...and that nasty rash Mare had last fall.

IO: Such complicated lives, no wonder your designs have so many levels. The fashion world is dying to hear about your inspiration and plans for your Fall '07 line.

MiL: We can't talk too much about this Fall's line but we can assure you that people will love it and hate us.

MaL: More hate than love, but we swing that way. winks

MiL: We've hired extra postmen to handle the inevitable hate mail.

PL: My theme this season is the debt we pay to time.

AL: I can say that it will be our biggest collection yet. There will be much more than last season.

IO: Another big question on the minds of many of your admirers and enemies alike is why, unlike the majority of designers in Second Life, do you opt to do large seasonal releases as opposed to smaller weekly releases?

AL: Good soup takes time, Iris. Why does a writer release 800 pages at once instead of 50 a week?

MiL: And it takes time to develop a serious drug habit. That sort of thing doesn't just happen overnight.

IO: That's a very good point. What would you say your influences are, stylistically? Do you admire any other designers in either life?

PL: My only influence is that of my beloved Juju.

AL: I think we take influence from each other.

MiL: I like anything that has style... it doesn't matter who made it, or how much it costs.

PL: Mimi once wore a shirt made entirely of fine,

tiny dolphin teeth.

AL: That was a fabulous piece.

MiL: One of my purses is influenced by a bag lady I saw on the street the other day. She had style.

AL: All homeless people have style.

PL: Fashion is their home.

MiL: We may be extraordinary but we also like "keeping it real", Iris.

IO: If you each had to describe Paper Couture in one word, what word would you use?

AL: It.

PL: Hands.

Cora Lu: Cream.

MiL: I'm going to say "Caviar" because it's like caviar in that many people dislike it and think it smells like fish but they pay oodles for it. If you had just thought about it a bit more Ava you could have come up with someone as genius.

AL: Mimi are you drunk? Again?

IO: Cora, since you just arrived, what do you bring to the Paper Couture table that is uniquely yours, in both fashion style and lifestyle?

CL: I would say that I'm the rock of Paper Couture, without me things would fall apart.

PL: Cora, your breath makes the air stale. Hold your fan up higher. I want it to cover your features completely

IO: So what is it that holds you all together in the face of in-fighting and addiction?

MiL: Booze.

CL: Our love of fashion.

PL: Our mother's will.

AL: Our deep hatred of anything not us.

CL: I agree with Ava. We're very xenophobic.

PL: Well said, darling.

IO: Do you have any final words of wisdom from the Lus to our readers?

AL: Don't buy clothing.

CL: Don't print that, Iris.

AL: I stand by it.



- Personal Attention
- Exceptional Style
- A One-of-a-Kind Transformation

# STYLE GURU

SPECIALIZING IN APPEARANCE ASSESSMENT, CUSTOM SHAPES AND HIGH-END STYLING AND ACCESSORIZING.

CONTACT **ISABELLA SAMPAIO**, THE SL FACE OF L'ORÉAL PARIS GLAMOUR 2007, TO MAKE A STYLE CONSULTATION APPOINTMENT.



**Coming Soon!**

*retrology*

**What's Past is Present in Second Life!**

*Opening in August an All New Sim dedicated to everything Cool, Hip & Retro!*

Centred around the fabulous PIN UPS Gentlemen's Club & Night Spot, in it's brand NEW LOCATION, RETROLOGY will boast some of the very best in retro and vintage inspired FASHION in Second Life. Come and chill at the café or record shop listening to great MUSIC, go for a drive, a romantic walk or shop till you drop! Then party the night away with the sexy crowd at PIN UPS and take in a late night MOVIE!

*A few retail spaces still available! Contact Anessa Stine or Draco Tatsu via IM to request consideration & for more information visit [www.retrologies.com](http://www.retrologies.com)*







# CRABE

FINEST  
DELICIOUS  
BLACK & WHITE  
ART

THE ENDLESS 124, 7, 26



# fresh faces

By Shai Delacroix



**BP Green Dress, Skin, and Curly Hair:**

Ruching on a green spring dress screams for a picnic at the park. This dress reminds me of great hippie days, when you just wanna run through grass fields with open arms. The prim skirt ruffles are delectably adorable and fun.



**BP Yukata, Sad Skin, and Curly Hair:**

The Sad Skin took my breath away, with prim tears rimming the eyes and sliding down the cheeks. Brilliant. This definitely calls for a not-so-traditional yukata, and a gold fish bag, which incidentally are brilliant creations on their own. The Japanese lady shows off her culture-geek roots in a subtle blue, and a modernized obi fit for a hipster.



**BP Pink Raincoat, Skin, and Summer Ponytail Hair**

FRESH. This is a hands-down favorite. A timely fashion statement for the rainy season juxtaposed against the dreary seasonal greys. This pvc coat comes with delightful prim hoodies, belts, and matching boots. BP also made the hawk-billed Poppins Umbrella (in witty reference to my childhood hero Mary Poppins) which completes this gorgeous girly ensemble. Run out for some splashing in the rain, darling.



**BP Black Turtleneck, Piano Skirt, Skin, and Summer Ponytail Hair**

Perhaps the academic good girl would entice you for some crushed ice sweetness? This outfit is a classy take on a music student with the piano keyboard imprinted on the prim skirt hems. The turtleneck is discreet in a black crocheted fabric, adorned with prim trimmings on the neck, cuffs, and hemline.



**BP Green Coveralls, Skin, and Summer Ponytail Hair**

A paint-spattered jumpsuit is utterly sexy with the front zipped down to reveal creamy Asian skin. BettiePage relays that this is her favorite creation, and it shows. Details on the bodice, collar, and the brilliant prim cuffs on the arms and legs. Wall painting has never been this fun.

BettiePage Voyager. An up-and-coming stylish brand from the new breed of Japanese content creators. She rises above them with the creative quirkiness of a young, hip urbanite. Her offerings are classy without the kawaii overkill. And she's definitely got chutzpah going on with her skins, her clothes, and prim freshness.





AMARETTO

THE TASTE OF FASHION.



Where everyone loves butterflies and kittycats!

# KessKreations



Jewelry and wedding accessories  
for all of your Second Life.



Crystal Shores (208, 25, 21)





# style girl MARIYA NESIOTE

Haver Cole: Hi, and welcome to this month's Style Girl! It's all international this month with our style girl hailing from Sweden. She's bold, she's beautiful, and she has a great sense of color. Welcome, Mariya! Please tell me where exactly are you from and how did you find SL?

Mariya Nesiote: Thanks, Haver! Or "tack så mycket" as we'd say here in Sweden. I'm typing from a city north of Stockholm, and found SL through an article in a Swedish daily newspaper. It didn't seem extremely interesting but I decided to check it out. At first I wasn't sure whether or not it was my "thing", but after a few weeks I was pretty hooked – and here I am!

HC: What were your first memorable brushes with fashion? Everyone has a first designer they fell in love with. Did you have one?

MN: Oh, definitely. I remember the first time I walked into Paper Couture's store in Barcola – I could have kissed the virtual ground and wanted to get everything, it was the first store that gave me a better clue about what really could be achieved when it comes to SL fashion.

MN: I've continued my romance with PC, but I still have experiences like that once in a while. There are SO many talented designers in SL, it would be hard to name them all.

HC: What about real-life influences: music, or media, or art? How does that reflect on your style?

MN: Hmm.... Almost anything that causes me to react can be a source of inspiration. Mostly it's just people, culture, everyday objects or clothes themselves, but it doesn't necessarily have to be something "grand" or conventionally beautiful and positive. It can be tiny, somewhat "ugly" and negative as well – like a crack in the



## Style Girl

*ntinued from page 63*

street or the rust on a car... it can still have some strange aesthetic appeal about it. I do like the idea of making unusual things look good and wearable sometimes, stepping into a character or wearing things that hint to or symbolize something. There is so much that inspires me, really.

HC: SL really had that effect on my sense of style. When I see something walking down a city street I think not about it alone but how it would fit into the context of my Second Life. grins

HC: Has your style in SL affected your real-life style at all? Sometimes I find myself wearing or trying something there that I've done here.

MN: Ha, ha, yes – I think of RL clothes like that as well. I think it's slowly beginning to, in some ways. There are many items in my inventory that I'd like to have a copy of in RL as well, I wouldn't hesitate to wear it all if I could, if it weren't for practical reasons. That's one thing I love about SL, you can walk around in sky high heels 24/7 if you wish, and wear all kinds of things that would normally get in your way in your RL daily life.

HC: Ha, ha, yes, and not ruin your feet!

HC: Do you find that your (Swedish) culture has influenced your style here at all?



MN:

It probably has, but I have a hard time noticing it myself, even though I do think about it now and then. I think my choice of colors is typically Scandinavian from time to time. The colors that Dakota Buck uses for "Savvy?" often strike me as fairly northern.

MN: I have to say that her clothes do hold a special place in my heart's fashion chamber, partially because of that fact.

HC: So I've seen from perusing your flickr account (<http://www.flickr.com/photos/mariyanesiote/>) that you seem to use the same skin most of the time. Where is your skin from and why did it catch your heart?

MN: The one I wear the most is from RaC Skins, and even though I really like Lovey's skins as well and feel tempted to switch... I just LOVE thick eyebrows. It's actually as simple as that.

HC: laughs I agree the eyebrows are the frame for the face for me and I LOVE big eyebrows!

HC: What about people and places that are inspiring to you in Second Life?

MN: It's very general and quite similar to what I think is inspiring about people in RL





 **simtropia.com**  
sim: reforma

"I wear Simtropia eyes, and I remark that they seem to be an undiscovered treasure".

Torley Linden

Before and after chart  
The Best Eyes in SL



eyes  
shapes  
clothing  
skins



# second Style

**Second Style Magazine is conducting its first reader survey -- and 2 minutes of your time could be worth L\$1000! Tell us what you think about Second Style and enter yourself for a chance to collect a cool one thousand Lindens. We will select five readers in a random draw at the end of the month to win the cash prize.**

**Visit our survey site for your chance to win!**

**<http://secondstyle.m78.sgizmo.com/>**

Participation in the drawing is voluntary, and your answers positive or negative will not affect your ability to win one of the L\$1000 cash prizes.

as well; I love people that are very passionate about something, people that do their own thing. Be it content or putting together a creative look. It can be pretty hard to stand out here, whenever I see someone who does I think that's inspiring, whether or not I actually like or understand their style. Anything that makes me look twice or think again.

HC: Passion is huge here and having a pure voice as far as how you want to present yourself. What do you think your style says about you?

MN: Would you like me to try to "define" it?

HC: laughs I mean I really have noticed you far earlier than I contacted you. Mostly because your style seemed so fleshed-out and interesting, but I would love to hear how you think people see you.

MN: Oh, thank you – I'm flattered, and glad you thought so! I'm not sure how other people see me, we all look at things with our own set of subjective eyes, you know? Some probably think I look hilarious from time and might wonder "What the \*\*\*\* was she thinking?", while some just see a different look. It's so hard to get a good idea about how you are perceived unless people actually give you their opinion. The way I see it, my style is pretty eclectic, experimental, and dreamy – I love mixing and matching and putting together different looks, but like most people the outcome depends on my mood. One thing that I always like to do though is try to mix opposites or extremes without ending up with something that just looks entirely mismatched. For example: combinations where feminine meets masculine, crazy meets classic, cheap meets expensive, and so on. It kind of makes me feel like I'm blurring borders and exploring something new. Ha, ha, I'm not sure what to call it – harmonic chaos?

HC: I love the way you phrased that. "Harmonic chaos."

MN: The oxymoron-on-legs look? What I hope it says about me is that I try to keep an open mind. That's how I want to be and how I hope people see me.

MN: Tack så mycket!

HC: What are your plans for your SL future?

MN: I would really LOVE to make clothes eventually, but now I've just got ideas, I'd have to practice and acquire some skills before having anything to show. So I'll be sticking to the photography for now, I enjoy that too and have a lot left to learn, luckily! The possibilities in SL are pretty much endless, after all.

HC: Is there anything you want to see in Second Life that hasn't already been done style-wise?

MN: A lot of it as been done and done well, but I am still looking for more shoes with chunky, square heels, that really classic black trenchcoat and more simple hairstyles with optional bangs/fringe – especially buns. I wouldn't exactly mind if the Lindens gave us more layers, either. I could wear at least three more sometimes.

HC: So any final thoughts or anyone you would like to shout out to?

MN: Awww, I can't mention everyone, but... The Champagne Train (choo-choo), Sofia, Mortimer, Hadley and Charron are some of those that I really want to mention. Final thoughts? Be nice, may the Lindens hear our call and: Originate, don't imitate.






# dj style

**By Therese Slade**

**Photographs by Kyla Zenovka**

The pioneering DJs who provide Second Life's soundtrack aren't hamstrung by genres, Billboard charts, or ten record playlists. They are passionate about the music, work from playlists of thousands upon thousands of songs, and bring us innovative and fluid music programming. They recall the early days of FM radio when alternative formats didn't exist because the rules hadn't yet been written -- anything and everything could be played. The four DJs presented in this article are setting music and style trends on a daily basis for the denizens of SL that follow them from club to club. Each has a unique musical point of view, be it Spiral Walcher's symphonic industrial goth cocktail, Davo Lane's penchant for playing music that most people haven't heard of yet, Alex Menatep's heady metal melange, or pink-haired punk princess Jinx Paz's brew of swing, jazz, and girl groups.

## **Davo Lane/alt7 Alternative/indie music group**



My style is a mixed style influenced by the music I listen to and the radio station I listen to, Triple J in Australia. I am the same person behind the decks as I am everywhere else, a normal bloke who

loves the music the same as the people who listen to my stuff.

**Favorite color:** Green, Green's nice!

**Favorite bands/artists:** My favorite bands are mostly Australian:


Powderfinger, Grinspoon, Gerling, and Regurgitator to name but a few. The international

acts I like best include Bloc Party, Arctic Monkeys, Bjork, Kings of Leon, and Regina Spektor. But I admit that my favorites change weekly.

**Favorite places to shop in SL:** Don't really have a favorite, I love all the interesting creations in SL.

Davo Lane can be heard at alt7.

## **Spiral Walcher/Spiral's Band of Hos**



My style is goth pimp. Old goth music is my favorite style of music. The pimp part is just a joke that has snowballed since my first week in SL. So don't come to me looking for work. LOL.

**Favorite color:** Black

**Favorite bands/artists:** Nine Inch Nails, Bauhaus, Joy Division, Dead Can Dance, Ministry, Skinny Puppy, Tool, A Perfect Circle, Metallica, El-P, Del Tha Funkee Homosapien, B.B. King, Fear Factory, Kid Koala, KMFDM, Kraftwerk, Leadbelly, Frank Zappa, Throbbing Gristle... I could go on all day with this.

**Favorite places to shop:** Nomine, Inner Sanctum, Antonelli's Animations, Plumeria, Jade Passions, Demi, Acedia's, Le Gothiq Boutique, Addictions and Where's My Money, Ho?

Can be heard at Club 5in on the Island of Anarchy.

## **Jinx Paz/Le Cimetiere DJs**



**Style:** Pink Hair Punk Princess. can't lie -- music influences my style but it doesn't define me -- I don't follow a dress code. I play random music just as I'm random in RL...when I'm sad I, play sad music,

when happy I play happy music, when I want to RAWR, I play get off your ass and scream music. It all depends on if I'm in the mood for jazz or swing or girls bands. It's all how you feel.


**Favorite color:** Duh, pink. I didn't get the title The Pink Princess for nothing, heh heh.

**Favorite bands/artists:** The Donnas, The Queers, The Vandals, the Ramones. Le Tigre, My Ruin, Left Over Crack, Horror Pops, Tori Amos.

**Favorite places to shop:** The block, Beckenbauer Productions, Jeepers Creepers, Artilleri, Devils Moon.

Jinx can be heard at Le Cimetiere.

## **Alexander Menatep/The DJ Menatep Militia.**



I tend to speak my mind. Rock music is all about saying what you want without censorship and that's how I like to conduct myself.

**Favorite color:** Blue

**Favorite bands/artists:** Megadeth, Metallica, Anthrax, Pantera, Dream Theater, Alice in Chains, Stone Sour, Breaking Benjamin, Chevelle.

**Favorite places to shop:** DE Designs, Aitui Tattoo, FORM Clothing, The Sweetest Sin.

Alex can be heard at Club InsureXtion.



Photography by Callipygian Christensen

**Sophisticated.  
Seductive.  
Sublime.**

Shengri La 225, 47, 25

www.shenlei.com





# SIZE



**Ruuh Spaces Creations**

**... located @ sim: Ruuh**

# MATTERS



# runway review

By Justine Babii

1. Kadin and Butterfly by Solange!  
Peacock and Green Butterfly by ally Chevalier

I'm cheating a bit on this one because I found four silks from two designers that are absolutely fabulous at the Mirage Silks Show put on by Valerie McDunnough of Atlantis. (And since silks use so little fabric, four sets should count as one outfit, yes?) Ally Chevalier's inspired animal prints are fantastic. Her butterfly silks are gorgeous, and I absolutely flipped for her peacock set too. (The whole silk sets, which can be worn in many combinations, retail for roughly L\$900 and are available at her shop, House of Chevalier in Catalpa). Solange Cerveau makes incredible things, her silks are no exception. The Kadin silk set (shown, with pants) and the Butterfly silk set with its unique tassels, are really incredibly versatile sets. Kadin is L\$750 for the basic set, a gorgeous matching veil and jewelry set is L\$350, and harem shoes complete the outfit for L\$250. The Butterfly collection is huge, with many variations, and retails for L\$950. Check out her amazing shop, Solange! Fashions in Wall.

2. Alaska by Josina Burgess

Art meets fashion in this interesting collection by Dutch painter Josina Burgess. These dresses are extremely limited editions, with only ten to be sold at L\$5000 each.

(Burgess reports that two have sold at this point). The detail on the red-and-black bodice is exquisite, as is the striking and sharp contrast of the red and black in this gown. Translucent layers of prim fabric give the gown an ethereal quality, while the bright, red colors shock it to life, creating a visual masterpiece, much like the painting by Burgess of the same name that inspired it. Available at her shop by appointment only. IM Josina Burgess for details.

3. Petals and Vivre by Simone!

I couldn't pick between these two gowns from the White Lace Wedding Fashion Show. Petals is the white gown with pink accents that look like the petals of a flower. I was impressed with the gown, but the intricately detailed flowers in the specially designed hair wrap (which goes marvelously with Gardenia, the custom hair from Calla, not included) is what put this gown over the top for me. The white gown with the red trim is Vivre and it's so gorgeous it makes me cry. Stately and elegant, this is the gown I will get married in if anyone ever asks. Both dresses are available at Simone! for L\$550 each and come with everything you'll need to be gorgeous in them except skin and hair. The veils are included with the gowns, and are works of art all by themselves.

4. Sea Dreams Collection by Dalriada

The Master Jeweler Graduation

Show wasn't so much a show as what one attendee remarked, "a flea market." There were a dozen or so graduates, and each had made several pieces which were for sale on the wall of a night club while models and the newly minted jewelers circulated to show off the jewelry. I saw several pieces that were wonderful and it was very difficult to pick just one thing for inclusion, but I'm going with Sea Dreams by new designer Kianeira MacDiarmid of Dalraida. Soft sea-like colors and a very subtle bling script glow make this both beautiful and fun. The set retails for L\$300, includes two versions of the necklace, plus earrings and a bracelet. It's available at Dalraida in Saya and Hedonism.


5. Red Top Set and Jeans or Black Top Set and Jeans by Simone!

Simone Stern had great timing to release two major new lines in July. Her designs always have an eye for detail, and her low prices make buying multiple outfits possible for almost every resident. At her Sizzle show, she showed nothing but jeans and tops, and all of the tops were cute. Two stand outs were the black jacket, which comes with a striped undershirt for those not wanting to show too much cleavage; and the red top, which comes as a halter on the jacket layer, an undershirt that fills it out to be a longer shirt, and puffy and ruffly prim sleeves and midriff. Both tops look great

in all the various states, not a bad deal considering each top is only L\$100. Simone! also introduced several lines of jeans. Shown with the red top are the black zipper jeans, which also come with silver accents instead of the brass shown here. Shown with the black top are the Goddess Jeans. Both sets of jeans are L\$100 each.

6. Anything from the Paper Couture Show

Yes. I know that much of it is impractical. (How about wearing the bulb covered gown on a date?) But I loved the Paper Couture's show and will have to get me some of the pieces when they become available. I would like to give you specifics and prices and names and textures but as the good people at the magazine let me hold up their publication a little to get in some pictures of the pieces for you, I haven't yet been brave enough to go near the House of Lu as they wind down from the show. I loved many of the pieces I saw, I especially loved the rich textures, the variety of materials and the strong and dark Fall colors. The clothes were gorgeous, edgy, well executed and fun. Just what everything behind jeans and a t should be.





# Stella's Mall on Stella Isle

stylish fashions by:

UK Couture

Marla

Inis Rua Designs

KA Designs

Dellyciouswear

les creations de Mel

Join us in Bat's Cave,  
Nightclub for dancing,  
Live DJs and Events



# club kanga

SL'S BOUTIQUE CLUB

club kanga, froumo (190, 79, 114)  
OR SEARCH 'kanga'

- Live DJ's
- 2 FLOORS
- CHILLOUT areas

all profits from club kanga  
are donated to Oxfam Australia



please donate generously  
on the ground floor



..... funky tunes ..... funky people





# beach party

**By: Iris Ophelia**

On Haver  
Hair: Erica in Midnight Black by Garbage Prototype, Random  
Bikini: Cannes in Red by Ginny Talamasca, Last Call  
Earrings: Button Earrings by Camie Cooper, It's All Good





On Aemilia

Hair: Tomi in Black by Kin Keiko, Kin's Boutique

Bikini and Trunks: Pacific Harbour Bikini Top and Boardshorts by Keala Mimistrobell, Namiko

Piercings: Tri Lip Rings and Labret by Deekay Xavier, DEEKS

On Stephen

Hair: Untamed in Black Pearl by Lost Thereian, Naughty Designs

Bikini Brief: Picasso Bikini in Blue by Dragontat Zagato, Brief Encounter

On Devo

Head Wrap: Towel Head in CiTrUs Striped by Emma Gilmour, Sandshack Surf Co.

Bikini: Luv Meh Sum Beach Kini Top in Orange by Emma Gilmour, Sandshack Surf Co.

Shorts: "Gold" Ripped Boyshorts in Gray by Chloris Hathor, G.L.A.M.





On Menno

Hair: Dare in Driftwood by Lost Thereian, Naughty Designs

Trunks: Slash Boardshorts in Bruised by Keala Mimistrobell, Namiko

Tattoo: Vintage Hawaii in Worn by Jesseaitui Petion, Aitui

On Caliah

Hair: Paris in Driftwood by Lost Thereian, Naughty Designs

Swimsuit: Swirl One Piece Swimsuit in Gray by Launa Fauna, LF Fashions

Accessories: Boho Necklace in Black and Flat Wood Bracelet in Puau Shell

Natural by Lucas Lameth, Earthtones





On Iris  
Hair: Lexi in Black by Queue Marlowe, Analog Dog  
Bikini and Sarong: Rosette beach Lingerie in Blue by Solange Cerveau, Solange!





On Zoey  
Hair: Melrose in Honey Blackened by Elikapeka Tiramisu, ETD  
Bikini: Manhattan Bikini by Arbel Vogel, Winter Moon  
Tattoos: Creeper by Sinjun Soyer, EtchD  
Accessories: Ladies Nose Ring and Lip Ring in Buzz Saw and Black Jellies by  
Ninja Petion, Digital Dragon Designs  
Wakeboard: Pink Dragon Wakeboard by Ninja Petion, Digital Dragon Designs



*Fall Preview*



**INDYRA ORIGINALS**  
COUTURE COLLECTION

NAMASTE ISLE (137, 134, 26)



# mini-guide

## Rocking-est Rock Instruments

By Ilianexsi Sojourner

Burgess & Sons Musical Supplies (Taravista 112,13, 41) is a noisy little place with a good selection of pianos, keyboards, and other instruments. The bright blue item shown here is the JP-8000 Digital Analog Keyboard, animated & scripted, L\$325



You can't discuss music in SL without mentioning RobbieDingo's musical instruments. (Scafell 53,143, 48.) His SLDrumming Drum N Bass Kit (L\$420) and Hyper-Flute (L\$1000 for the standard version) are just two of this shop's highly-scripted offerings. And yes, the flute is a rock instrument — think Jethro Tull!



Mainland Musical Instruments (Nonsan 170,146, 244) is a great place to find sitars & other world music instruments; it's also perfect for stage gear and technical stuff for the band's sound guys. One fun example: Mic Classic + Animation, L\$300.



Bryggen Guitar Workshop (Alebi 31, 67, 24) is located in a pretty little Norwegian seaside village, worth visiting just for the location. Among the guitars featured here is a series which can be used for live performances; shown, Stevie Ray Vaughan Fender Guitar, includes animation, L\$799.



Musician's Paradise (Plush Kappa 176,102, 22) is notable for its huge (and I mean huge) selection of guitars, all with animation and sound, all L\$399. There are dozens of shapes and colors, electric, acoustic, and bass; I liked the Daisy Rock Butterfly Guitar.







*Summertime*  
Kit, Mariya and I wearing  
PUNCH DRUNK -  
Available in Mischief Cove



# REEL MOVEMENT

## POSES | ANIMATIONS



**-Unleash your runway potential-**



**MODEL**  
minnu  
**Skins**

Is beauty only skin deep?  
When you see the skins at Minnu's Model Skins you might answer yes.  
Come to our shop and see what all the eyes in second life are saying.  
"High fashion can be captured without adding clothes."



WEAR EVER  
**PICARD**

Quotes from real Gracie Girls....

*"Grace is defined as beauty of form, manner and action.  
Grace means kindness, compassion, and honor.  
Grace represents virtue and excellence.  
That's what makes me a "Gracie Girl!"*  
Meegax Meaxa  
Gracie Customer wearing Kayara

Gracie, By Grace Winnfield  
Alhena (35, 172, 23)



**Olivia's Secret**  
Verona (67.88.27)

women's apparel  
from goth to glamour  
we now carry  
purses, belts,  
hair, shapes, &  
so much more

skins & jewelry  
coming soon

**MEN'S**  
second  
**Style**

<http://www.second-man.com>  
Men's Second Style is your up-to-the-minute resource following men's  
fashions in Second Life.

MO Island 263/226/32  
**SASSAFRAS**  
Exceptional people. Exceptional clothing.



# Nuclear Boutique

Hair • Clothing  
Shapes • Prim Eyelashes  
Skins by RealSKIN

Located in the tropical paradise of  
Archipelgo Wild (128, 128, 29)

Shop. Relax. Enjoy.



SKIN2.0  
Nimrod Yaffle (115, 147)



Your Personal Camera

See yourself as others see you with our exclusive MIRROR FEATURE

Check out the people around you as if you are standing right in front of them

Move the camera around you or your friends to get the view you want

FREE one week demo so you can try before you buy

The ultimate accessory for interacting visually with the Second Life world

Lugubris (100, 183,31)

 **CamShot**  
By Revolution Cameras



GET YOUR FREE  
**LEGAL DRUG**  
T-SHIRT

**NEW & HOT!**  
CHECK OUT THE  
FINEST BAGS IN SL,  
AND PICK UP  
YOUR FREE T-SHIRT  
WHEN YOU VISIT  
OUR STORES

WEAR EVER  
**PICARD**



